

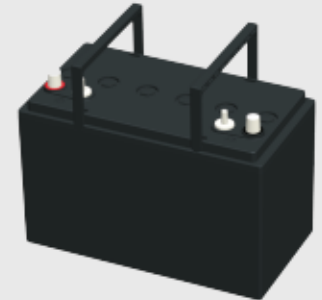
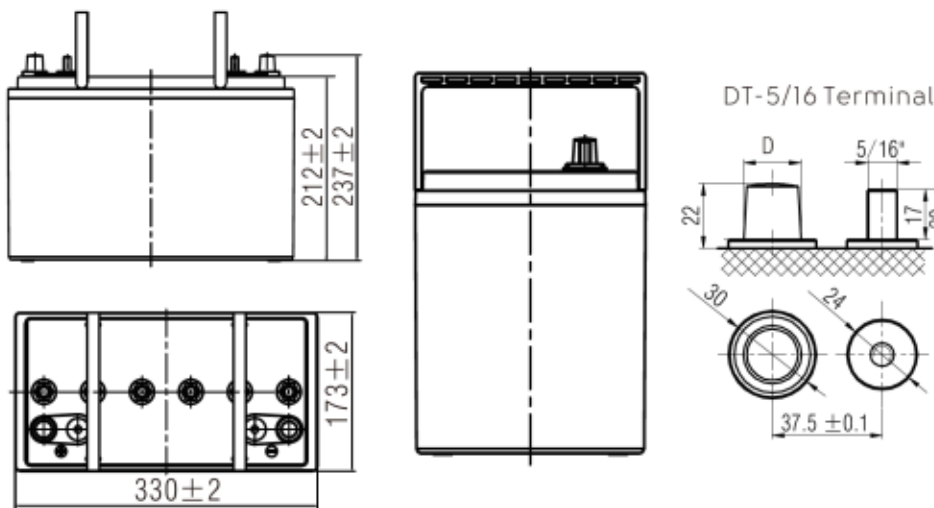
Specifications

Nominal Voltage	12v
Nominal Capacity (20 Hr)	118AH
Length	330mm
Width	173mm
Height	212mm
Total Height	237mm
Weight	31.7Kg
Max Discharge Current	1256A (5 Sec)
Container Material	ABS resin
Internal Resistance	3.9mΩ
Initial Charging Current	Less than 40.5A
Rated Capacity (+/- 5%)	107 AH (5hr, 1.75V/cell, 25°C/77°F) 113 AH (10h, 1.75V/cell, 25°C/77°F) 118 AH (20hr, 1.75V/cell, 25°C/77°F) 130 AH (100hr, 1.75V/cell, 25°C/77°F)

Operating temperature range	
Charge:	0-40°C (32-104°F)
Discharge:	-15-50°C (5-122°F)
Storage:	-15-40°C (5-104°F)

Charge retention (shelf life) at 20°C (68°F)	
1 month	97%
3 months	91%
6 months	85%

Dimensions



FEATURES

- Deep cycle AGM technology
- Plus carbon technology
- Lead calcium grids for extended life.

Sealed Construction

Sterling's unique construction and sealing technique ensures no electrolyte leakage from case or terminals.

Electrolyte Suspension System

All HPC series batteries utilise Sterling's unique electrolyte suspension system incorporating a microfiber glass mat to retain the maximum amount of electrolyte in the cells. The electrolyte is retained in the separator material and there is no free electrolyte to escape from the cells.

Control of Gas Generation

The design of HPC series batteries incorporates the very latest oxygen recombination technology to effectively control the generation of gas during normal use.

Terminals

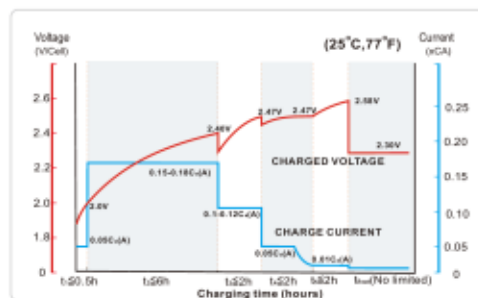
Sterling's HPC series batteries are manufactured using a range of terminals which vary in size and type. Please see diagram opposite.

Valve Regulated Design

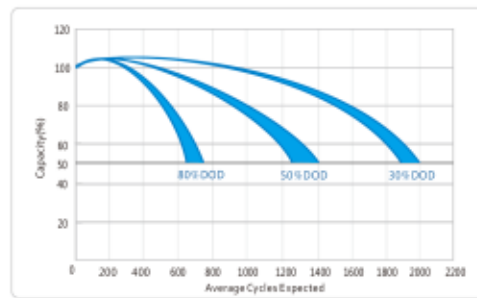
The batteries are equipped with a simple, safe low pressure venting system which releases excess gas and automatically reseals should there be a build up of gas within the battery due to severe overcharge. Note. On no account should the battery be charged in a sealed container.

Charging and Discharging Information

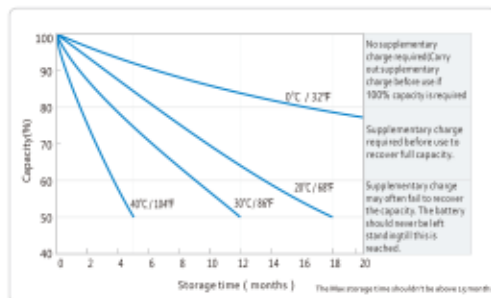
Sterling HPCAGM - Charging Profile



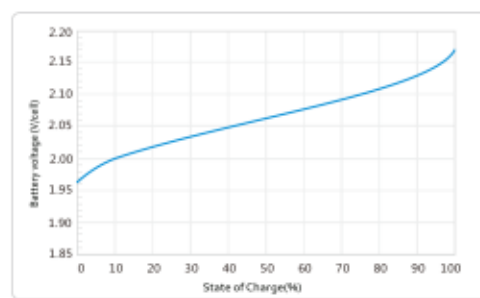
Cycle life in relation to Depth Of Discharge



Self-discharge Characteristic



Relationship of OCV and State Of Charge (25°C, 77°F)



Charging (25°C/77°F)

Standby use: Float charging voltage 13.5V to 13.8V. (Temperature compensation recommended)

Cyclic use: maximum charging current (see front page). Charging voltage 14.4V - 15V.

Top charge: Product in storage (ambient temperature) required a top charge every 6 months at 25°C (77°F). For higher temperatures, time intervals will be shorter.

Discharge

Stop operation when voltage has reached the minimum permissible voltage; recharge immediately.

Storage

Always store battery in fully charged condition.

Store batteries in a dry and cool location.

Temperature

For standby use, batteries should be kept in an ambient temperature of 25°C.

Caution

- Do not short circuit
- Do not charge in a sealed container
- Service life and operational characteristics will be effected by temperature
- AC ripple reduces service life

Applications

- Renewable Energy • Marine • Uninterruptable Power Supply (UPS) • Electric Power System (EPS) • Emergency Lighting
- Railway/Aircraft Signal • Alarm & Security System • Electronic Equipment • Communication Power Supply
- DC Power Supply

