

Rolls


FLOODED DEEP CYCLE BATTERIES

S-I450

2 VOLTS



CONTAINER:	High Density Polypropylene
COVER:	High Density Polypropylene
TERMINALS:	2V L-16
HANDLES:	Rope



WEIGHT DRY:	39 kg	85 Lbs.
WEIGHT WET:	54 kg	120 Lbs.
LENGTH:	318 mm	12 1/2 Inches
WIDTH:	181 mm	7 1/8 Inches
HEIGHT:	429 mm	16 9/10 Inches

CELLS:	43 Plates/Cell	1 Cell
SEPARATOR THICKNESS:	2 mm	0.061 Inches
GLASS MAT INSULATION:	1 mm	0.02 Inches
ELECTROLYTE RESERVE: ABOVE PLATES	57 mm	2.25 Inches

PLATE HEIGHT:	293 mm	11.550 Inches
PLATE WIDTH:	143 mm	5.625 Inches
THICKNESS (POSITIVE):	4.32 mm	0.170 Inches
THICKNESS (NEGATIVE):	3.05 mm	0.120 Inches

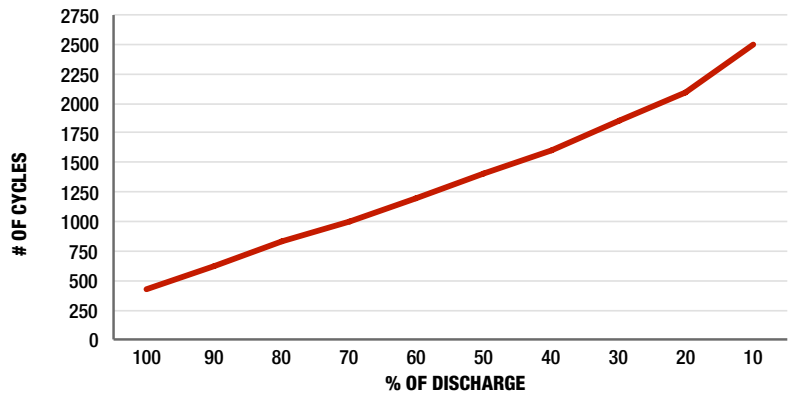


COLD CRANK AMPS (CCA):	0°F / -17.8°C	2671
MARINE CRANK AMPS (MCA):	32°F / 0°C	3338
RESERVE CAPACITY (RC @ 25A):		2443 Minutes

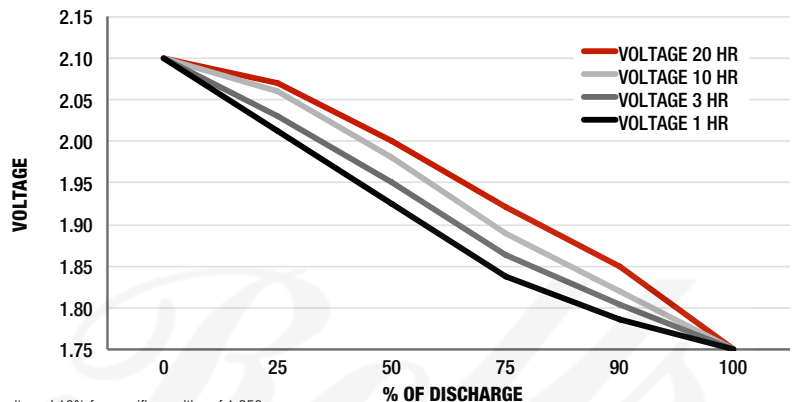
CAPACITY **1124 AH**

HOURLY RATE:	SPECIFIC GRAVITY	CAPACITY / AMP HOUR	CURRENT / AMPS
@ 100 HOUR RATE	1.280	1452	14.52
@ 72 HOUR RATE	1.280	1376	19.11
@ 50 HOUR RATE	1.280	1312	26.24
@ 24 HOUR RATE	1.280	1157	48.21
@ 20 HOUR RATE	1.280	1124	56.20
@ 15 HOUR RATE	1.280	1057	70.44
@ 12 HOUR RATE	1.280	1000	83.36
@ 10 HOUR RATE	1.280	955	95.54
@ 8 HOUR RATE	1.280	899	112.40
@ 6 HOUR RATE	1.280	832	138.63
@ 5 HOUR RATE	1.280	787	157.36
@ 4 HOUR RATE	1.280	731	182.65
@ 3 HOUR RATE	1.280	663	221.05
@ 2 HOUR RATE	1.280	573	286.62
@ 1 HOUR RATE	1.280	405	404.64

CYCLE LIFE VS. DEPTH OF DISCHARGE



VOLTAGE VS. DEPTH OF DISCHARGE



Amper Hour capacity ratings based on specific gravities of 1.280. Reduce capacities 5% for 1.265 specific gravity and 10% for specific gravities of 1.250