


Rolls

FLOODED DEEP CYCLE BATTERIES

S-1660



CONTAINER:	High Density Polypropylene
COVER:	High Density Polypropylene
TERMINALS:	2V L-16
HANDLES:	Rope

WEIGHT DRY:	40 kg	89 Lbs.
WEIGHT WET:	58 kg	127 Lbs.
LENGTH:	318 mm	12 1/2 Inches
WIDTH:	181 mm	7 1/8 Inches
HEIGHT:	429 mm	16 9/10 Inches

CELLS:	49 Plates/Cell	1 Cell
SEPARATOR THICKNESS:	2 mm	0.061 Inches
GLASS MAT INSULATION:	1 mm	0.02 Inches
ELECTROLYTE RESERVE: ABOVE PLATES	57 mm	2.25 Inches

PLATE HEIGHT:	293 mm	11.550 Inches
PLATE WIDTH:	143 mm	5.625 Inches
THICKNESS (POSITIVE):	4.32 mm	0.170 Inches
THICKNESS (NEGATIVE):	3.05 mm	0.120 Inches

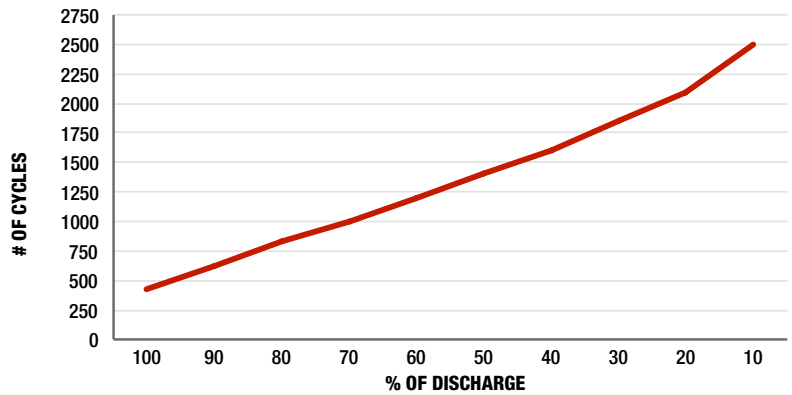
COLD CRANK AMPS (CCA):	0°F / -17.8°C	3052
MARINE CRANK AMPS (MCA):	32°F / 0°C	3816
RESERVE CAPACITY (RC @ 25A):		2793 Minutes

CAPACITY **1284 AH**

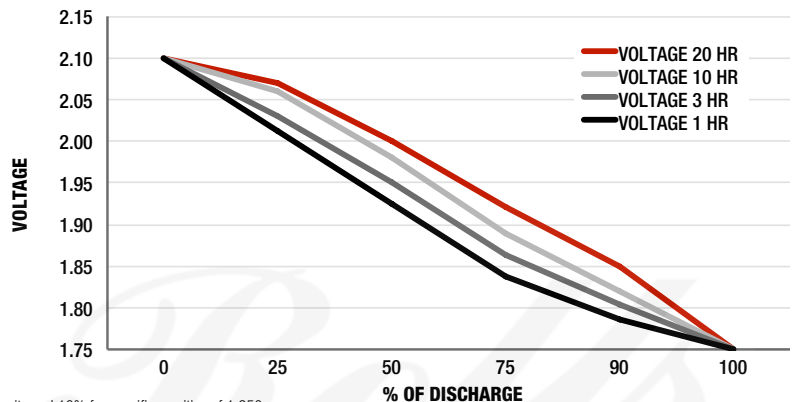
HOURLY RATE:	SPECIFIC GRAVITY	CAPACITY / AMP HOUR	CURRENT / AMPS
@ 100 HOUR RATE	1.280	1660	16.60
@ 72 HOUR RATE	1.280	1572	21.83
@ 50 HOUR RATE	1.280	1499	29.98
@ 24 HOUR RATE	1.280	1323	55.11
@ 20 HOUR RATE	1.280	1284	64.20
@ 15 HOUR RATE	1.280	1207	80.46
@ 12 HOUR RATE	1.280	1143	95.23
@ 10 HOUR RATE	1.280	1091	109.14
@ 8 HOUR RATE	1.280	1027	128.40
@ 6 HOUR RATE	1.280	950	158.36
@ 5 HOUR RATE	1.280	899	179.76
@ 4 HOUR RATE	1.280	835	208.65
@ 3 HOUR RATE	1.280	758	252.52
@ 2 HOUR RATE	1.280	655	327.42
@ 1 HOUR RATE	1.280	462	462.24



CYCLE LIFE VS. DEPTH OF DISCHARGE



VOLTAGE VS. DEPTH OF DISCHARGE



Amphère Hour capacity ratings based on specific gravities of 1.280. Reduce capacities 5% for 1.265 specific gravity and 10% for specific gravities of 1.250